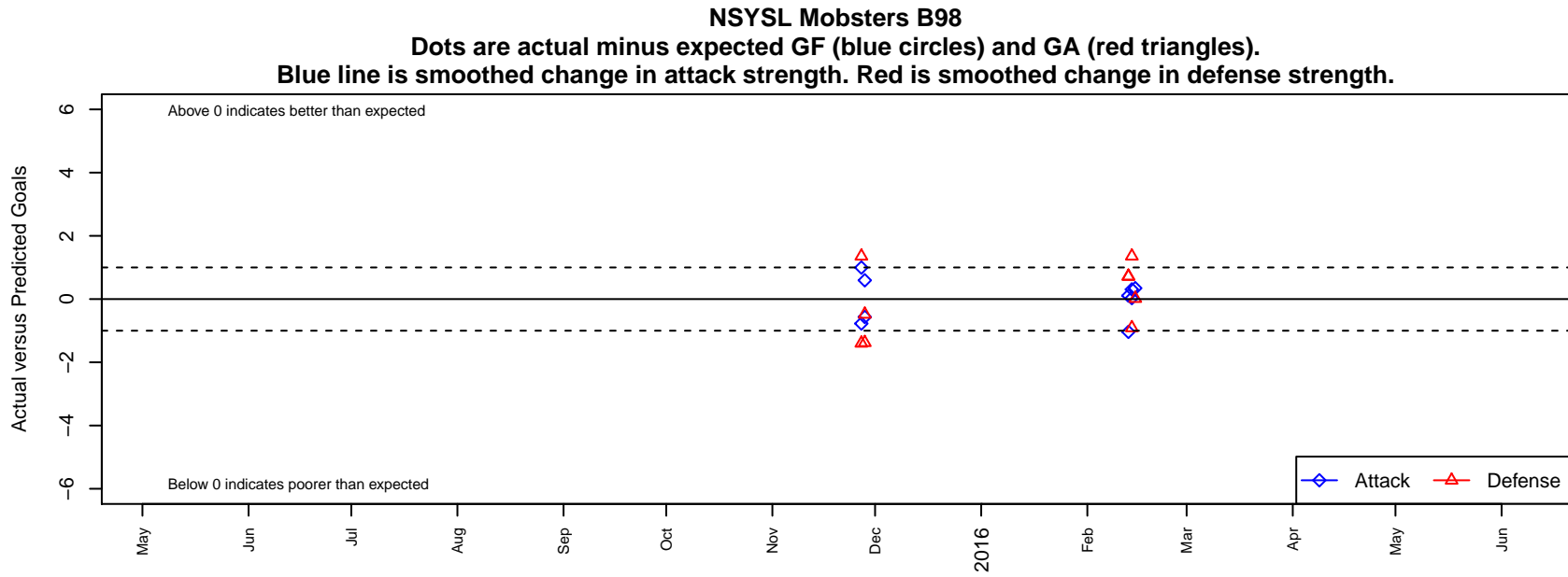


NSYSL Mobsters B98

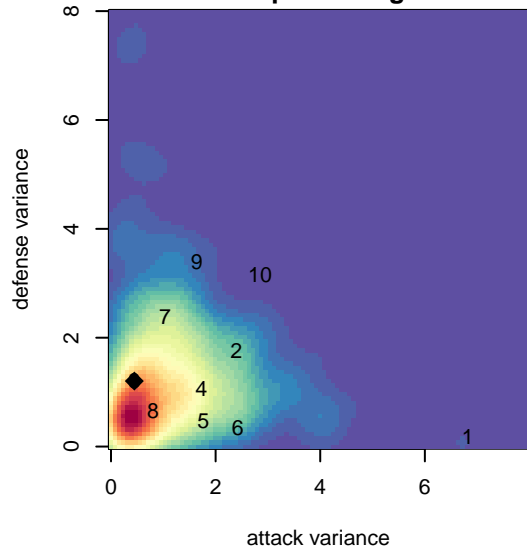
Las Vegas, NV
B98 total strength=1791
attack=30.58 defense=31.48

alt names used:
NYSALAS VEGAS MOBSTERS (NV)
NYSALAS VEGAS MOBSTERS

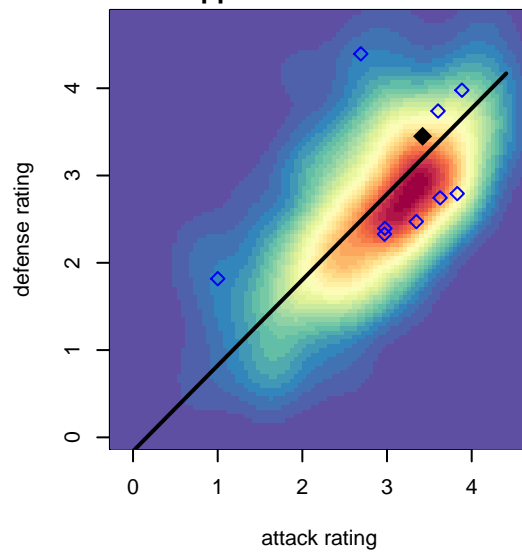
Venues played:
2015 LV Thanksgiving Classic LVTC U17 Gold
2015 Vegas Mayors Showcase adidas-central



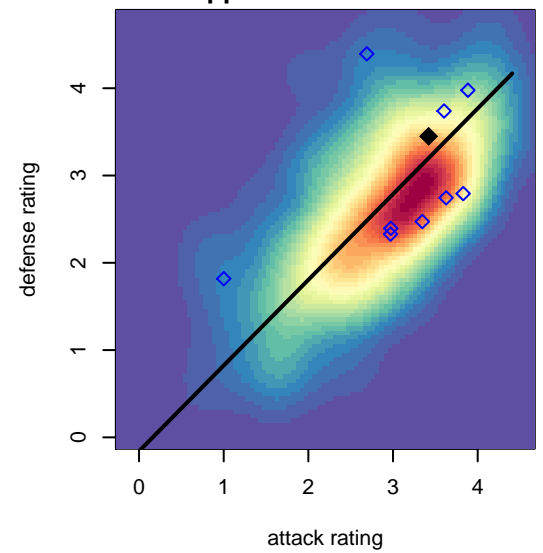
**attack and defense variance (black dot)
relative to other teams
and top 10 in region**



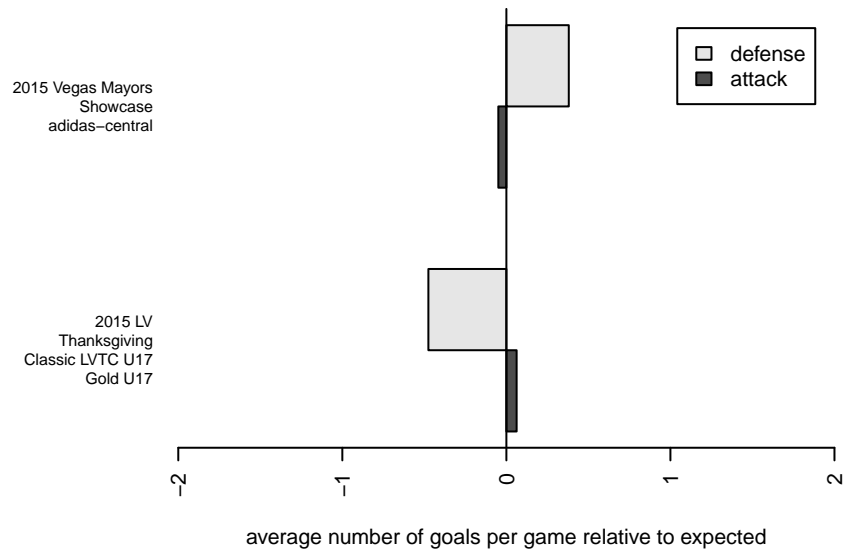
**attack and defense rating
relative to others at age
and all opponents in last 13 months**



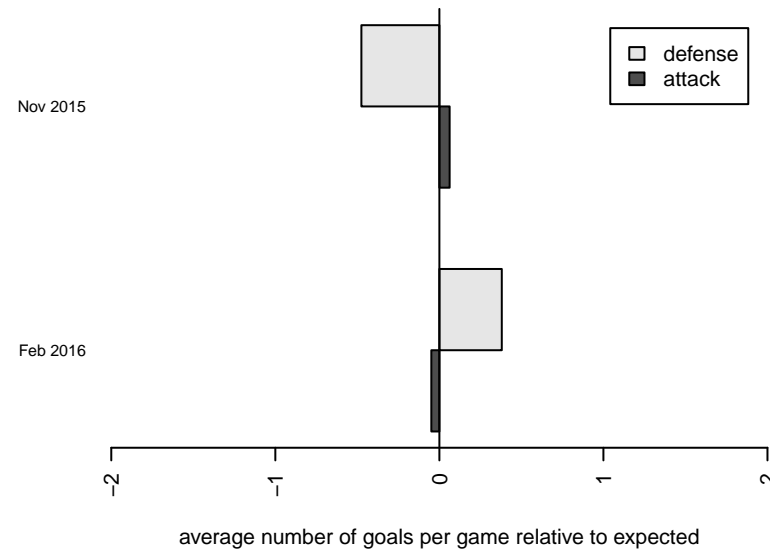
**attack and defense rating
relative to others at age
and all opponents in last 13 months**



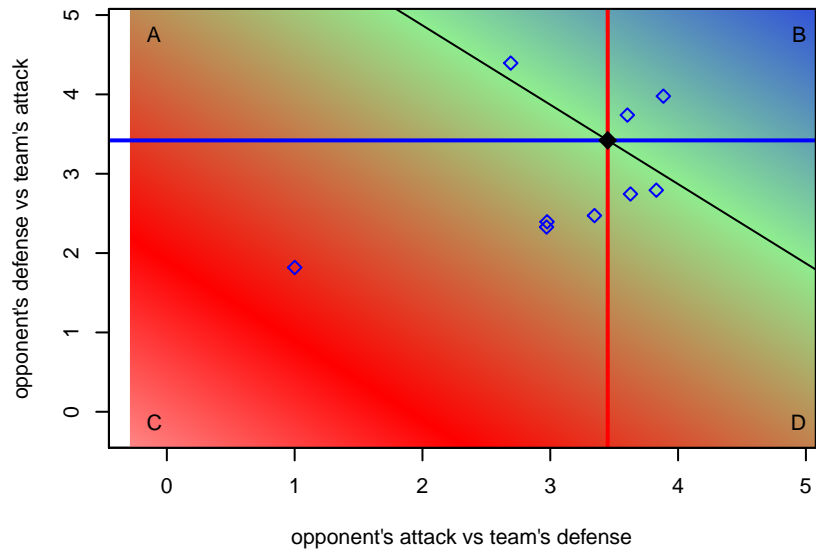
Performance relative to 13 month average



Performance relative to 13 month average



Distribution of opponents
 Red = Lose zone, Blue = Win zone, Green = Even
 Black line separates win/lose zones



lot. A=Neither has attack advantage, B=Opponent has both attack and defense advantage, C=Opponent has both attack and defense disadvantage, D=Both have

date	home		away		venue	pred.home	pred.away
2016-02-15	NSYSL Mobsters B98	3	Impact Black B98	1	2015 Vegas Mayors Showcase adidas-centra	2.66	1.02
2016-02-14	NSYSL Mobsters B98	5	Montana United B98	1	2015 Vegas Mayors Showcase adidas-centra	4.97	0.09
2016-02-14	Forza FC 99 West B98	0	NSYSL Mobsters B98	2	2015 Vegas Mayors Showcase adidas-centra	1.36	1.69
2016-02-13	Classics Elite B98	0	NSYSL Mobsters B98	2	2015 Vegas Mayors Showcase adidas-centra	0.71	3.04
2016-02-13	NSYSL Mobsters B98	3	Chicago Fire Juniors South B98	0	2015 Vegas Mayors Showcase adidas-centra	2.89	0.72
2015-11-28	South Los Angeles United Academy B98	3	NSYSL Mobsters B98	0	2015 LV Thanksgiving Classic LVTC U17 Go	1.62	0.57
2015-11-28	Paso Del Norte Rush West B98	1	NSYSL Mobsters B98	1	2015 LV Thanksgiving Classic LVTC U17 Go	0.52	0.41
2015-11-27	CA Rush B98	0	NSYSL Mobsters B98	0	2015 LV Thanksgiving Classic LVTC U17 Go	1.36	0.77
2015-11-27	Elite FC 99 B98	3	NSYSL Mobsters B98	3	2015 LV Thanksgiving Classic LVTC U17 Go	1.60	2.00